



AGENDA

Business Services Committee

John Benbow, Jr., Chairperson
Christopher Inda, Member
Julie Timm, Member
John A. Krings, President

January 6, 2025

LOCATION: Board of Education Office, 510 Peach Street, Wisconsin Rapids, WI 54494
Conference Room C

TIME: Immediately following the Educational Services Committee Meeting, but not before 6:15 p.m.

I. Call to Order

II. Public Comment

Persons who wish to address members of the Committee may make a statement pertaining to a specific agenda item. The Committee Chair will establish limits for speakers due to time constraints. Comments made by the public shall be civil in content and tone. Speakers bear the personal risk if comments made are defamatory, slanderous, or otherwise harmful to another individual. Please keep in mind that this is a Committee meeting of the Board open to the public, and not a public hearing.

III. Actionable Items

- A. Lincoln High School - Fitness Center Equipment – Approval
- B. Church Demolition – Approval
- C. CESA 6 Marketing and Communication – Approval

IV. Updates and Reports

- A. Purchases – Update
- B. Financial Statements and Independent Auditors Report on Communication with those charged with Governance and Management Advisory Comments – Review
- C. Utility Cost Summary Report – Update

V. Agenda Items

VI. Future Agenda Items

The Wisconsin open meetings law requires that the Board, or Board Committee, only take action on subject matter that is noticed on their respective agendas. Persons wishing to place items on the agenda should contact the District Office at 715-424-6701, at least seven working days prior to the meeting date for the item to be considered. The item may be referred to the appropriate committee or placed on the Board agenda as determined by the Superintendent and/or Board president.

With advance notice, efforts will be made to accommodate the needs of persons with disabilities by providing a sign language interpreter or other auxiliary aids, by calling 715-424-6701.

School Board members may attend the above Committee meeting(s) for information gathering purposes. If a quorum of Board members should appear at any of the Committee meetings, a regular School Board meeting may take place for purposes of gathering information on an item listed on one of the Committee agendas. If such a meeting should occur, the date, time, and location of the Board meeting will be that of the particular Committee as listed on the Committee agenda **however, no deliberation or action will be taken by other Committees or the full Board of Education.**



BACKGROUND

Business Services Committee

John Benbow, Jr., Chairperson
Christopher Inda, Member
Julie Timm, Member
John A. Krings, President

January 6, 2025

LOCATION: Board of Education Office, 510 Peach Street, Wisconsin Rapids, WI 54494
Conference Room C

TIME: Immediately following the Educational Services Committee Meeting, but not before 6:15 p.m.

I. Call to Order

II. Public Comment

III. Actionable Items

A. Lincoln High School - Fitness Center Equipment - Approval

The existing fitness equipment at Lincoln High School has been in use for 30+ years and has shown significant signs of wear and tear. Many pieces of equipment are no longer functional, which limits our students' ability to engage in effective workouts.

Importance of Replacement:

1. Safety: Outdated equipment can lead to injuries. By replacing old machines, we can ensure that our students have access to safe and reliable fitness tools.
2. Enhanced Performance: New equipment will provide students with the latest technology and features, allowing them to maximize their workouts and achieve their fitness goals.
3. Increased Participation: A well-equipped fitness center can encourage more students to participate in physical fitness activities, contributing to their overall health and well-being.
4. Alignment with Educational Goals: Investing in quality fitness equipment aligns with our commitment to promoting physical education and wellness as integral components of our students' education.

As we strive to provide our students with a safe and effective environment for physical activity, we must invest in modern equipment that meets current safety standards and enhances our fitness programs. The final quotes were not available when this agenda was completed. Physical Education teacher, Tony Biolo, will bring the quotes to the BSC meeting. The estimated cost is anticipated to be around \$200,000.00.

The administration recommends approval of the investment in the Lincoln High School Fitness Center from _____. This new equipment will cost \$_____ and be funded from the 2024-25 Lincoln High School physical education budget, athletic budget, donations from booster clubs, and student activity accounts.

B. Church Demolition – Approval

Robinson Brothers was asked to provide a quote for the demolition of the church building at 160 8th Street in Wisconsin Rapids. The demolition price includes removing the buildings, foundations, site improvements, and backfilling the basement voids to surrounding grades (see Attachment A).

The administration recommends approval of the Robinson Brothers' church demolition quote, which will cost \$112,000.00 and be funded from the 2024-25 fund 46 budget.

C. CESA 6 Marketing and Communication – Approval

CESA 6 will provide WRPS with 20 hours per month of communication and marketing services from January 2025 through June 2025. The initial focus will be assisting with the District's website redesign, enrollment and marketing services, and school building promotion materials (see Attachment B).

The administration recommends approval of the CESA 6 proposal for the Communication and Marketing Services, which will cost \$10,200.00 and be funded from the 2024-25 School Board and Superintendent budget.

IV. Updates and Reports

A. Purchases - Update

Copies of the following invoices, bid specs, and purchase orders will be reviewed:

- Activate Learning - \$19,818.40 - Curriculum Referendum - Science Learning Kits
- BG Innovations - \$63,055.00 - Technology Referendum - Flat Screens
- Boys & Girls Club - \$50,000.00 - Community Service Fund - Jumpstart Program
- Brain Pop - \$23,313.00 - Science, Curr-Acq. & Library Budgets - Software Renewal
- Heartland - \$30,585.11 - District Technology - Anti Virus Software
- NASSCO - \$20,451.95 - B&G Budget - Floor Scrubber
- Soundworks - \$12,292.69 - Technology Referendum - Grove Sound System
- Soundworks - \$12,292.69 - Technology Referendum - Grant Sound System

B. Financial Statements and Independent Auditors Report on Communication with those charged with Governance and Management Advisory Comments – Review

Aaron Nelson, Director of Business Services, will briefly review the 2023-24 audited financial statements. The district's audited fund balance is \$18,458,297.92, up \$1,332,933.89 from the start of the 2023-24 school year. This equates to 25.5% of total fund 10 expenditures.

C. Utility Cost Summary Report – Update

Buildings and Grounds Director, Ed Allison, will present the utility cost summary report to the Business Service Committee. The reviewed utility costs are electric, natural gas, lighting, sewer, water, fire suppression, stormwater, and snow plowing (see Attachment C).

V. Agenda Items

Committee members will be asked which agenda items from the Committee meeting will be placed on the consent agenda for the regular Board of Education meeting.

VI. Future Agenda Items

TERMS

1. Payment Terms. Unless more specific payment terms are included in this Proposal, progress payments are due periodically during the term of the work upon receipt of invoices from RBE. Final payment is due upon receipt of final invoice from RBE at the conclusion of the work. In the event RBE must take any action to defend or enforce this contract, or perfect or foreclose any lien arising out of this contract, RBE shall be entitled to recover its costs and expenses incurred, including reasonable attorney's fees, with respect to such action.

2. Notice of Lien Rights. FOR WORK IN WISCONSIN, AS REQUIRED BY WISCONSIN CONSTRUCTION LIEN LAW, ROBINSON BROTHER'S ENVIRONMENTAL, INC. HEREBY NOTIFIES OWNER THAT PERSONS OR COMPANIES FURNISHING LABOR OR MATERIALS FOR CONSTRUCTION ON OWNER'S LAND MAY HAVE LIEN RIGHTS ON OWNER'S LAND AND BUILDINGS IF NOT PAID. THOSE ENTITLED TO LIEN RIGHTS, IN ADDITION TO ROBINSON BROTHER'S ENVIRONMENTAL, INC., ARE THOSE WHO CONTRACT DIRECTLY WITH THE OWNER OR THOSE WHO GIVE THE OWNER NOTICE WITHIN 60 DAYS AFTER THEY FIRST FURNISH LABOR OR MATERIALS FOR THE CONSTRUCTION OR IMPROVEMENT. ACCORDINGLY, OWNER PROBABLY WILL RECEIVE NOTICES FROM THOSE WHO FURNISH LABOR OR MATERIALS FOR THE CONSTRUCTION OR IMPROVEMENT, AND SHOULD GIVE A COPY OF EACH NOTICE RECEIVED TO OWNERS MORTGAGE LENDER, IF ANY. ROBINSON BROTHER'S ENVIRONMENTAL, INC. AGREES TO COOPERATE WITH THE OWNER AND OWNERS LENDER, IF ANY, TO SEE THAT ALL POTENTIAL LIEN CLAIMANTS ARE DULY PAID.

For work in other states, any required notice of lien rights is attached as an additional page of this proposal.

3. Late Payment Charge. RBE shall be entitled to add a service charge to all payments not paid when due in the amount of 1.5% of the delinquent amount per month. This is an annual rate of 18%.

4. Supervision of the Work. Direction and supervision of the working forces, including subcontractors, rest exclusively with RBE. The customer agrees not to issue any instructions to, or otherwise interfere with, the same.

5. Property Insurance. Customer is responsible to carry property insurance upon the entire work at the site, to the full insurable value thereof including all risks such as fire and extended coverage, theft, vandalism and malicious mischief. Customer waives all rights or claims against RBE for losses or damages to be covered by such insurance. (Customer's property insurance is separate from the insurance carried by RBE.)

6. Additional Work. In the event RBE provides any additional work, materials or services which are the responsibility of the customer, RBE shall be entitled to reimbursement of the additional cost, together with overhead and profit. Per diem charges for out-of-town workers are in addition to any quoted labor rates.

7. Arbitration. At the option of RBE, any dispute or controversy arising out of or relating to this Agreement shall be decided by arbitration which, unless the parties otherwise agree, shall be in accordance with the Construction Industry Rules of The American Arbitration Association. Judgment on any arbitration award may be entered in any court of competent jurisdiction.



Proposal for Communications and Marketing Services and Support

Ronald A. Rasmussen, Superintendent

Wisconsin Rapids Public Schools
510 Peach Street
Wisconsin Rapids, WI 54494
12/18/24

Hello Mr. Rasmussen,

Thank you for reaching out to CESA 6 and taking the time to speak with Kari Moon and I about the ways CESA 6 Marketing & Communication can help you promote the Wisconsin Rapids Public Schools' significant achievements and celebrations to the community and region.

I am pleased to present to you CESA 6's proposal for communication and marketing services and support. We have provided two options with different total hours and fees. With our team's experience and the foundation that your district has built, I am confident that our partnership will help Wisconsin Rapids Public Schools achieve new heights in community support.

Our agency certifies that all information submitted in the following proposal is true and correct. I have full authority to offer this service and attached work on behalf of CESA 6. Courtney Krueger will be your primary contact for this service.

If you have any questions, please do not hesitate to reach out. We would be thrilled to get the opportunity to work with you and with your district in this capacity.

Regards,

Lisa Sink
CESA 6 Communications Director
2300 State Road 44 | Oshkosh, WI 54904
lsink@cesa6.org | (920) 651-3514



CESA₆
SMART THINKING.




Proposal for **COMMUNICATIONS AND MARKETING SERVICES**

for
Wisconsin Rapids Public Schools

Submitted for Review
December 18, 2024



CESA₆
SMART THINKING.



EXPERIENCE & QUALIFICATIONS

CESA 6, founded in 1963, is headquartered in Oshkosh, Wisconsin and exists to empower children by providing services and solutions that support the districts serving them. We are a [three-time Gallup Exceptional Workplace Award winner](#) and a non-profit, member-driven cooperative educational service agency. Our agency staff value innovation and use SMART THINKING to develop and provide solutions to challenges facing districts, schools and educators.

Our award-winning marketing and communications team partners with districts across the state to provide innovative and customized strategic communications services and solutions that help our districts anticipate and respond to the changing needs of our educational landscape. In short, we help districts find their voices, tell their stories, and build and maintain their brands.

Our work is unrivaled in quality and depth of service. Our team understands and acknowledges the importance and urgency surrounding our member districts' needs and challenges and builds strategic plans around transparency, trust, understanding and compassion to help our districts connect with their audiences and communities.



CESA₆
SMART THINKING.

MEET OUR COMMUNICATIONS TEAM




LISA SINK
Communications
Director

Lisa brings more than 25 years of experience in communications, 11 of which have been serving public schools.



JILL AYKENS
Communications and
Marketing Consultant

Jill brings more than 20 years of experience in communications, 12 of which have been serving public schools.



COURTNEY KRUEGER
Communications and
Marketing Consultant

Courtney has been serving public schools with communications and marketing expertise for more than five years.



JILL NOVOTNY
Graphic
Designer

Jill brings more than 20 years of marketing and graphic design experience, five of which have been serving public schools.



ALEX GIARDINA
Videography
Services

Alex brings with him more than 15 years of experience creating and editing video for non-profit and corporate clients.



CESA 6
Team of Public School Service
Providers

Over 150 staff members serve our CESA 6 clients and bring a myriad of experiences innovating for schools.





AWARD-WINNING PORTFOLIO

NSPRA AWARDS

Members of the CESA 6 Marketing & Communications team have recently won 10 awards from the National School Public Relations Association (NSPRA) for their communications work for Wisconsin School Districts:

2024 Publications and Digital Media Excellence Winners

Video (produced with outside contractor) - Merit - Little Chute

[Embrace Your Brilliance: Flex Academy Enrollment Video](#)

Special Purpose Publication - Merit - Green Lake

[Green Lake Referendum: Maintaining an Environment of Excellence](#)

2023 Publications and Digital Media Excellence Winners

Video (produced with outside contractor) - Excellence - Oakfield

[Our Roots Run Deep, Our Branches Stretch Far - Mighty Oaks Open Enrollment Video](#)

Special Purpose Publication - Excellence - Waupun

[Waupun Area School District Referendum Information Materials](#)

Print Newsletter (External Audience) - Excellence - Markesan

[Markesan District Schools - The Buzz Community Newsletter](#)

Print Newsletter (External Audience) - Merit - Manitowoc

[MPSD Connection Community Newsletter](#)

Finance Publication - Merit - Manitowoc

[MPSD Long-Term Capital Projects Plan](#)

2022 Publications and Digital Media Excellence Winners

[Little Chute Area School District Referendum Information Materials](#)

[School District of Omro Marketing Brochure](#)

WSPRA SPECTRUM AWARDS

In the past nine years, CESA 6 has won **44 WSPRA Spectrum awards**, including a **Lighthouse Award** (School District of New Berlin), **3 Best in Category awards**, and 9 website awards by CMS4Schools websites. View our work in the [WSPRA awards archive](#).

PRSA NEWI 'WISCOMSIN' AWARDS

In 2021 CESA 6 earned two **Awards of Distinction** in the **Special Events** and **Social Media Campaign** categories of the first-ever WisCOMsin Awards: [PRSA NEWI awards](#).



COMMUNICATIONS AND MARKETING SUPPORT

OPTION 1

\$8,125

The CESA 6 Communication and Marketing Team will provide Wisconsin Rapids Public Schools with approximately 15 hours per month of communication and marketing services and support between January 2, 2025 and July 1, 2025. The district will meet monthly or as needed with CESA 6 to determine priorities on content creation and project management. Services and support will include:

- **Website redesign project management assistance**, including copywriting on key marketing web pages such as About, Enroll, Employment and Community; assisting Phil Bickelhaupt, Director of Technology, with review and recommendations for website home page design and site map and organization; cleaning up website copy and accessibility, selecting photography and other website needs.
- **Promotion of Wisconsin Rapids Area Middle School** academic and co-curricular programs, opportunities and activities. This could include social media posts, writing website content and newsletter articles or drafting press releases/media pitches.
- **Enrollment marketing services**, which could include graphic design of social media and/or digital advertising and creation of brochures or flyers for WRPS and/or its schools.
- Any needed travel to Wisconsin Rapids would be billed separately at federal mileage rates.
- This agreement does not include video production and editing services.

OPTION 2

\$10,200

The CESA 6 Communication and Marketing Team will provide Wisconsin Rapids Public Schools with approximately 20 hours per month of communication and marketing services and support between January 2, 2025 and July 1, 2025. The district will meet monthly or as needed with CESA 6 to determine priorities on content creation and project management. Deliverables are included above.

ADDITIONAL SERVICES AVAILABLE

UPON REQUEST

The CESA 6 team is available, if desired, to provide additional future support such as:

- Website accessibility and ADA compliance support and implementation
- Full communications audit, identifying strengths and opportunities for growth
- Creation and implementation support for a strategic communications plan
- Social media management
- Videography, including script writing, video production and editing

REFERENCES: WHY CHOOSE CESA 6?

CESA 6 is proud of the work that we do to serve schools throughout Wisconsin and beyond. We believe you will find these districts are excited to share with you the ways we have served them. Please feel free to contact any of the districts listed here to learn more about the creative, customized solutions we have provided them.



LITTLE CHUTE AREA SCHOOL DISTRICT

Heidi Schmidt, District Administrator
1402 Freedom Road,
Little Chute, WI 54140
920-788-7605
hschmidt@littlechute.k12.wi.us

RANDALL CONSOLIDATED SCHOOL JT 1

Robert Antholine, District Administrator
37101 87th St., Burlington, WI 53105
262-537-2211
rantholine@randall.k12.wi.us

MARKESAN PUBLIC SCHOOLS

Jason Breaker, District Administrator
100 East Vista Blvd., Markesan, WI 53946
920-398-4202
breakjas@markesan.k12.wi.us

SCHOOL DISTRICT OF OMRO

Erin E. Calvin, former Omro Director of Curriculum
and Instruction
CESA 6 Executive Director of Operational Solutions
ecalvin@cesa6.org

HORTONVILLE AREA SCHOOL

Todd Timm, District Administrator
246 North Olk St.,
Hortonville, WI 54944
920-779-7921
ToddTimm@hasd.org

CLOSING THE ACHIEVEMENT GAP CONSORTIUM (CAGC)

Dr. Elliott Moeser, Executive Director of CAGC
12800 N. Lake Shore Dr., Mequon, WI 56097
414-312-3961
Elliott.Moeser@cuw.edu

ST. FRANCIS SCHOOL DISTRICT

Dr. Deborah Kerr, Superintendent
4225 S. Lake Drive, St. Francis, WI 53235
414-747-3910
dkerr@sfsd.k12.wi.us

SCHOOL DISTRICT OF RIVER FALLS

Jennifer Ames, Director of Community Education
and Communications
852 East Division Street, River Falls, WI 54022
715-425-1830, x3801
jennifer.ames@rfsd.k12.wi.us



CESA₆
SMART THINKING.



End Of Proposal —

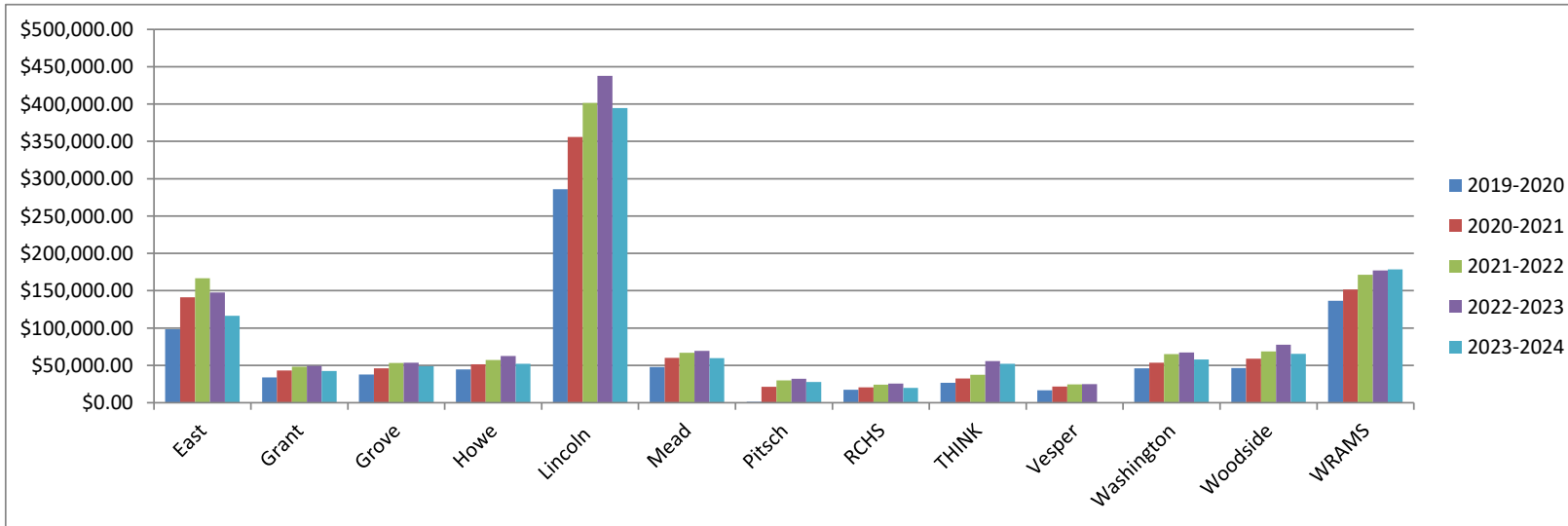
**THANK
YOU**



If you have questions, please do not hesitate to reach out.
We look forward to the opportunity to work with
Wisconsin Rapids Public Schools.

Utility Cost All Buildings

	2019-2020	2020-2021	2021-2022	2022-2023	2023-2024	5 year Average
East	\$98,577.53	\$141,311.06	\$166,826.24	\$147,754.07	\$116,566.99	\$134,207.18
Grant	\$34,029.47	\$43,127.51	\$48,163.59	\$49,411.97	\$42,458.64	\$43,438.24
Grove	\$37,833.20	\$45,921.94	\$53,289.05	\$53,580.70	\$48,990.40	\$47,923.06
Howe	\$44,656.46	\$51,502.44	\$57,052.49	\$62,502.17	\$52,321.28	\$53,606.97
Lincoln	\$285,786.71	\$356,024.85	\$401,355.28	\$437,683.94	\$394,643.37	\$375,098.83
Mead	\$47,674.18	\$60,168.85	\$66,843.25	\$69,367.56	\$59,758.87	\$60,762.54
Pitsch	\$1,205.09	\$21,129.81	\$29,833.75	\$31,975.96	\$27,926.45	\$22,414.21
RCHS	\$17,184.26	\$20,738.82	\$24,049.69	\$25,766.82	\$19,704.00	\$21,488.72
THINK	\$26,595.03	\$32,329.33	\$37,382.80	\$55,842.84	\$52,004.90	\$40,830.98
Vesper	\$16,790.98	\$21,575.11	\$24,451.31	\$24,996.50	\$0.00	\$17,562.78
Washington	\$45,937.19	\$53,772.97	\$64,934.78	\$67,294.76	\$58,052.38	\$57,998.42
Woodside	\$46,580.51	\$58,918.67	\$68,507.06	\$77,587.98	\$65,571.18	\$63,433.08
WRAMS	\$136,678.01	\$151,714.32	\$171,366.96	\$177,071.79	\$178,675.37	\$163,101.29
Grand Totals	\$839,528.62	\$1,058,235.68	\$1,214,056.25	\$1,280,837.06	\$1,116,673.83	\$1,101,866.29



East Jr. High

Covid-19 Year

Expenses	2019-20	2020-21	2021-22	2022-23	2023-24	5 Yr. Average
Electric	\$37,464.03	\$49,661.19	\$52,379.57	\$50,628.58	\$52,363.64	\$48,499.40
Natural Gas	\$44,096.15	\$71,360.66	\$91,087.49	\$77,219.13	\$49,016.30	\$66,555.95
Lighting	\$897.20	\$960.10	\$1,014.30	\$1,073.80	\$1,299.00	\$1,048.88
Sewer	\$5,492.40	\$7,080.00	\$8,586.78	\$6,677.88	\$3,755.89	\$6,318.59
Water	\$4,609.49	\$6,041.92	\$7,284.06	\$5,626.04	\$3,093.48	\$5,331.00
Fire Suppression	\$3,347.72	\$3,216.00	\$3,216.00	\$3,216.00	\$3,473.28	\$3,293.80
Transporation Utility					\$153.55	\$153.55
Stormwater	\$2,670.54	\$2,991.19	\$3,258.04	\$3,312.64	\$3,411.85	\$3,128.85
Totals	\$98,577.53	\$141,311.06	\$166,826.24	\$147,754.07	\$116,566.99	\$134,207.18
Wunderground	776CDD/7692HDD	865CDD/7465HDD	809CDD/7865HDD	823CDD/7481HDD	792.9CDD/6556.4HDD	

	2019-20	2020-21	2021-22	2022-23	2023-24	5 Yr. Average
Snowplowing	\$5,844.75	\$3,408.75	\$4,495.75	\$8,512.00	\$3,549.00	\$5,162.05

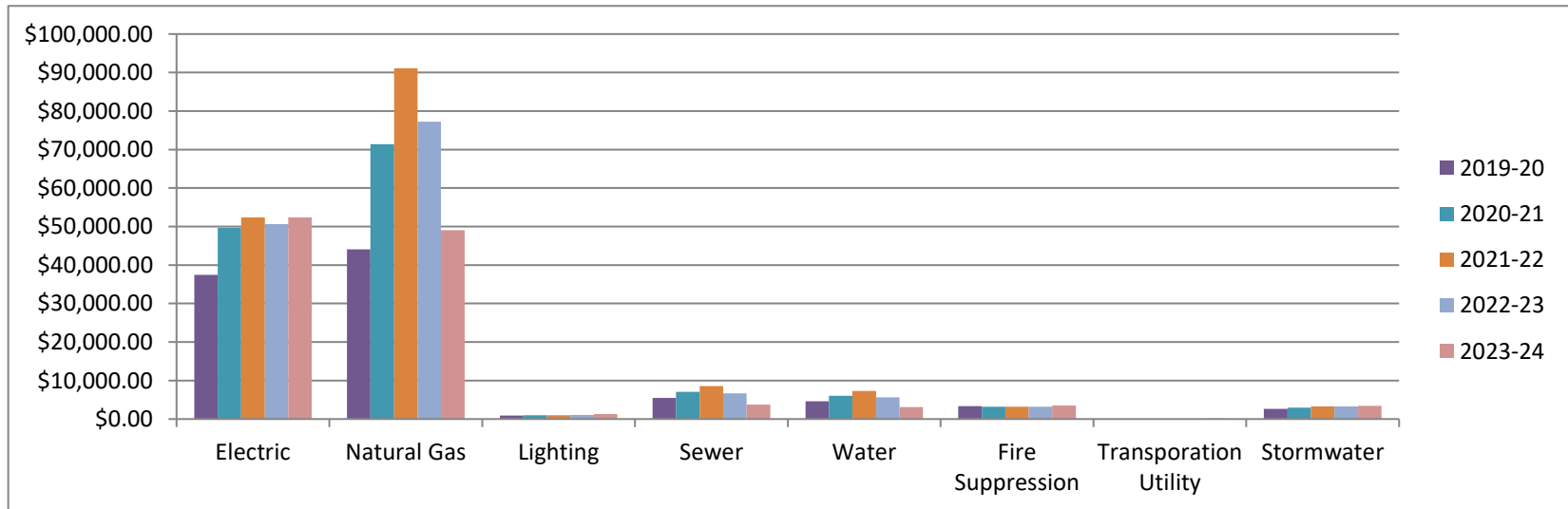
Cost per Square Foot (Utilities Only)

	2019-20	2020-21	2021-22	2022-23	2023-24	5 Yr. Average
	\$0.48	\$0.69	\$0.81	\$0.71	\$0.56	\$0.65

of Students Closed **175** **181** **115** **96**

	2019-20	2020-21	2021-22	2022-23	2023-24	5 Yr. Average
Cost per Students	\$0.00	\$807.49	\$921.69	\$1,284.82	1214.239479	\$845.65

School closed June 2018



5 Year Building Cost Summary Grant Elementary

Covid-19 Year

Expenses	2019-20	2020-21	2021-22	2022-23	2023-24	5 Yr. Average
Electric	\$21,316.93	\$26,829.68	\$27,171.42	\$27,034.79	\$27,790.00	\$26,028.56
Natural Gas	\$12,037.16	\$15,542.81	\$20,203.13	\$21,564.80	\$13,833.74	\$16,636.33
Lighting	\$675.38	\$755.02	\$789.04	\$812.38	\$834.90	\$773.34
Sewer	\$0.00	\$0.00	\$0.00	\$0.00	\$0.00	\$0.00
Water	\$0.00	\$0.00	\$0.00	\$0.00	\$0.00	\$0.00
Fire Suppression	\$0.00	\$0.00	\$0.00	\$0.00	\$0.00	\$0.00
Stormwater	\$0.00	\$0.00	\$0.00	\$0.00	\$0.00	\$0.00
Totals	\$34,029.47	\$43,127.51	\$48,163.59	\$49,411.97	\$42,458.64	\$43,438.24
Wunderground	776CDD/7692HDD	865CDD/7465HDD	809CDD/7865HDD	823CDD/7481HDD	792.9CDD/6556.4HDD	

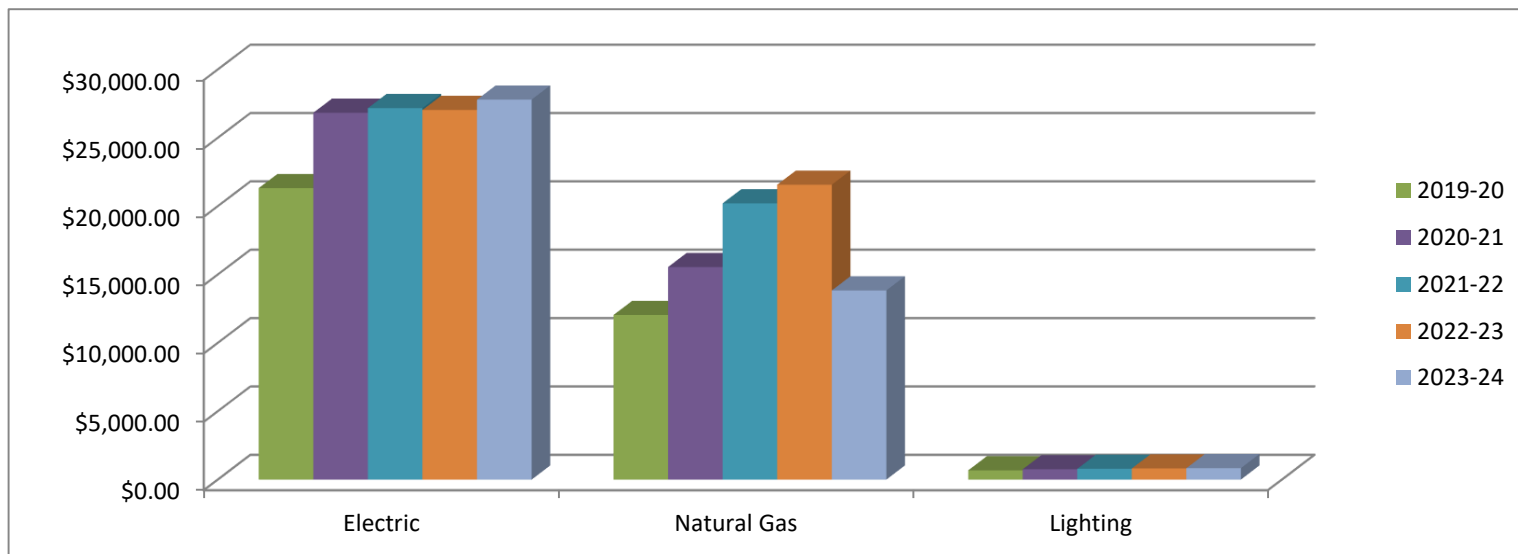
	2019-20	2020-21	2021-22	2022-23	2023-24	5 Yr. Average
Snowplowing	\$3,588.75	\$2,468.75	\$4,087.25	\$5,492.00	\$2,847.50	\$3,696.85

Cost per Square Foot (Utilities Only)

	2019-20	2020-21	2021-22	2022-23	2023-24	5 Yr. Average
	\$0.67	\$0.85	\$0.94	\$0.89	\$0.77	\$0.82

of Students **252** **235** **239** **223** **241**

	2019-20	2020-21	2021-22	2022-23	2023-24	5 Yr. Average
Cost per Students	\$135.04	\$183.52	\$201.52	\$221.58	\$176.18	\$183.57



5 Year Building Cost Summary Grove Elementary

Covid-19 Year

Expenses	2019-20	2020-21	2021-22	2022-23	2023-24	5 Yr. Average
Electric	\$18,091.40	\$22,628.52	\$24,971.27	\$24,420.16	\$25,018.33	\$23,025.94
Natural Gas	\$10,107.27	\$12,503.26	\$16,744.91	\$16,872.59	\$10,259.02	\$13,297.41
Lighting	\$1,364.47	\$1,514.03	\$1,591.71	\$1,656.47	\$1,802.85	\$1,585.91
Sewer	\$2,071.92	\$2,615.34	\$2,957.70	\$2,814.06	\$3,010.17	\$2,693.84
Water	\$1,612.58	\$2,096.20	\$2,355.70	\$2,224.22	\$2,597.94	\$2,177.33
Fire Suppression	\$3,552.92	\$3,408.00	\$3,408.00	\$3,408.00	\$3,680.64	\$3,491.51
Transport Utility	\$0.00	\$0.00	\$0.00	\$725.64	\$748.60	\$294.85
Stormwater	\$1,032.64	\$1,156.59	\$1,259.76	\$1,459.56	\$1,872.85	\$1,356.28
Totals	\$37,833.20	\$45,921.94	\$53,289.05	\$53,580.70	\$48,990.40	\$47,923.06
Wunderground	776CDD/7692HDD	865CDD/7465HDD	809CDD/7865HDD	823CDD/7481HDD	792.9CDD/6556.4HDD	

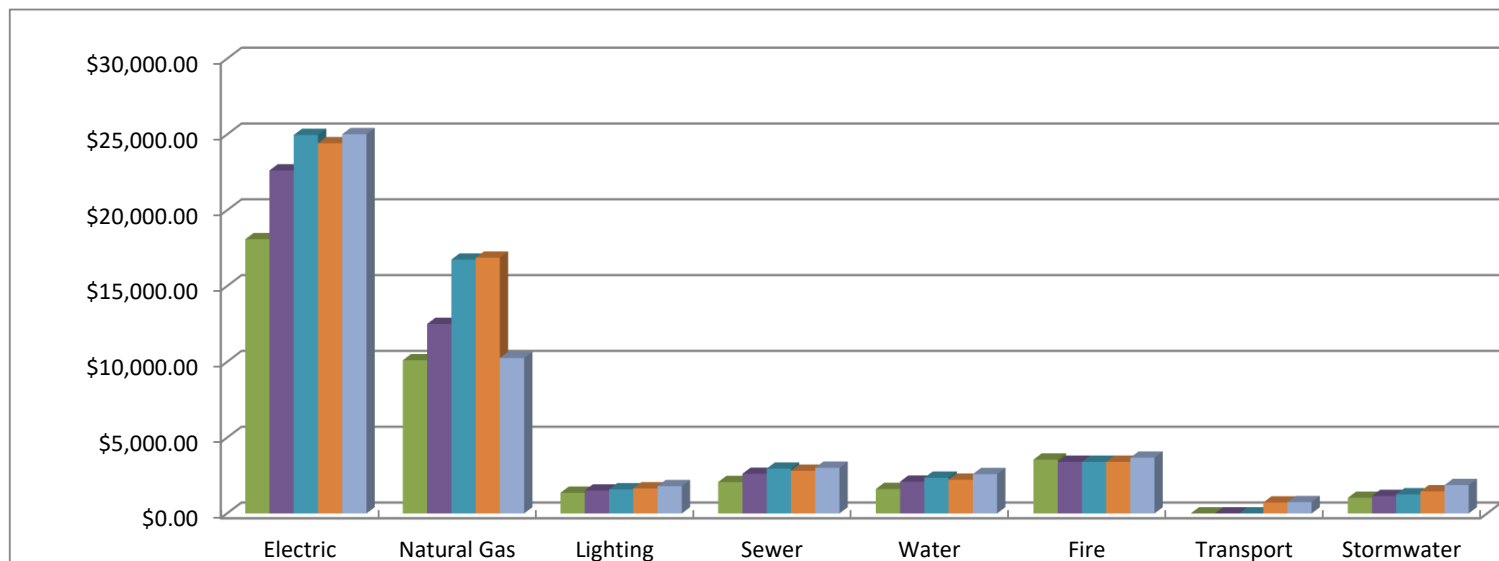
	2019-20	2020-21	2021-22	2022-23	2023-24	5 Yr. Average
Snowplowing	\$3,768.50	\$2,148.00	\$2,909.00	\$6,444.50	\$3,070.00	\$3,668.00

Cost per Square Foot (Utilities Only)

	2019-20	2020-21	2021-22	2022-23	2023-24	5 Yr. Average
	\$0.69	\$0.84	\$0.98	\$1.00	\$0.91	\$0.88

# of Students	210	197	210	196	192

	2019-20	2020-21	2021-22	2022-23	2023-24	5 Yr. Average
Cost per Students	\$180.16	\$233.11	\$253.76	\$273.37	\$255.16	\$239.11



5 Year Building Cost Summary Howe Elementary

Covid-19 Year

Expenses	2019-20	2020-2021	2021-22	2022-23	2023-24	5 Yr. Average
Electric	\$19,054.37	\$23,254.79	\$24,571.97	\$27,616.76	\$27,678.33	\$24,435.24
Natural Gas	\$11,814.96	\$16,812.67	\$21,184.21	\$23,546.42	\$13,225.57	\$17,316.77
Lighting	\$1,487.82	\$1,689.00	\$1,758.40	\$1,727.86	\$1,621.76	\$1,625.99
Sewer	\$4,797.96	\$3,457.86	\$3,310.26	\$3,230.88	\$3,212.23	\$3,601.84
Water	\$4,356.47	\$3,051.44	\$2,854.22	\$2,781.56	\$2,987.58	\$3,206.25
Fire Suppression	\$1,776.46	\$1,704.00	\$1,704.00	\$1,704.00	\$1,840.62	\$1,745.82
Stormwater	\$1,368.42	\$1,532.68	\$1,669.43	\$1,894.69	\$1,755.19	\$1,644.08
Totals	\$44,656.46	\$51,502.44	\$57,052.49	\$62,502.17	\$52,321.28	\$53,606.97
Wunderground	776CDD/7692HDD	865CDD/7465HDD	809CDD/7865HDD	823CDD/7481HDD	792.9CDD/6556.4HDD	

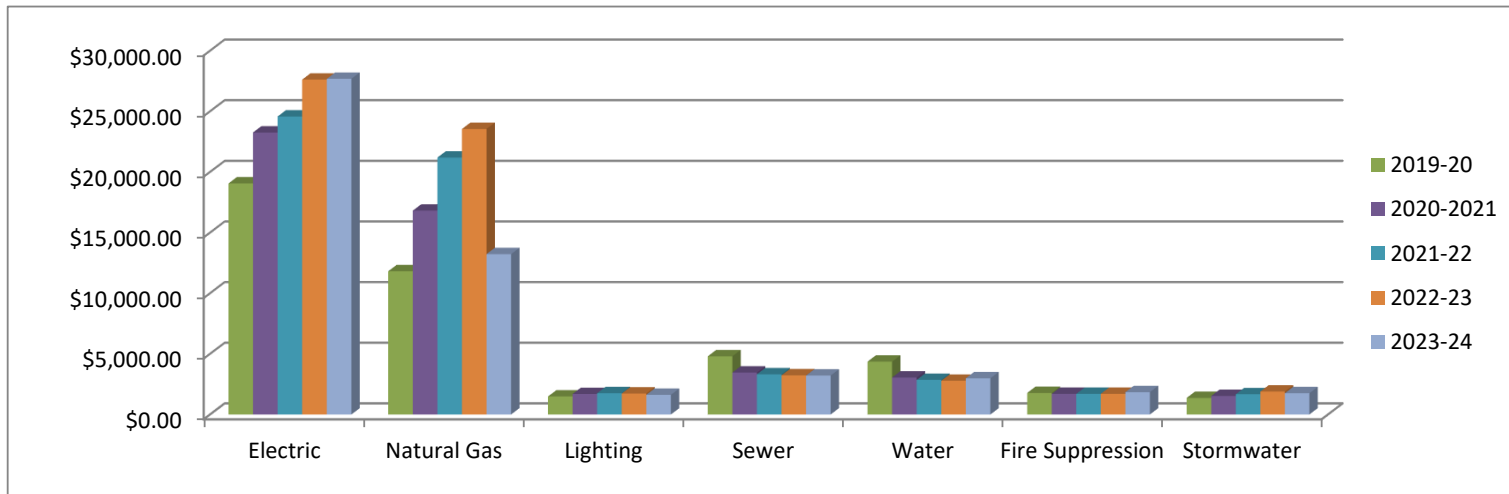
	2019-20	2020-21	2021-22	2022-23	2023-24	5 Yr. Average
Snowplowing	\$5,294.00	\$2,838.50	\$3,110.75	\$5,670.00	\$2,580.00	\$3,898.65
Parking Lot	\$2,916.50	\$1,846.00	\$2,084.50	\$3,810.00	\$1,272.50	\$2,385.90
Totals	\$8,210.50	\$4,684.50	\$5,195.25	\$9,480.00	\$3,852.50	\$6,284.55

Cost per Square Foot (Utilities Only)

	2019-20	2020-21	2021-22	2022-23	2023-24	5 Yr. Average
	\$0.73	\$0.84	\$0.93	\$0.93	\$0.78	\$0.84

# of Students	326	287	318	325	326
---------------	-----	-----	-----	-----	-----

	2019-20	2020-21	2021-22	2022-23	2023-24	5 Yr. Average
Cost per Students	\$136.98	\$179.45	\$179.41	\$192.31	\$160.49	\$169.73



5 Year Building Cost Summary Lincoln High School

Covid-19 Year

Expenses	2019-20	2020-21	2021-22	2022-23	2023-24	5 Yr. Average
Electric	\$189,991.29	\$217,303.54	\$239,749.59	\$274,194.94	\$269,689.66	\$238,185.80
Natural Gas	\$61,096.85	\$102,938.46	\$120,815.49	\$118,261.40	\$75,146.85	\$95,651.81
Lighting	\$431.14	\$497.30	\$520.18	\$531.62	\$460.90	\$488.23
Sewer	\$8,273.52	\$8,446.26	\$10,580.82	\$11,083.56	\$11,843.59	\$10,045.55
Water	\$9,120.89	\$8,990.82	\$10,838.38	\$11,163.62	\$12,307.54	\$10,484.25
Fire Suppression	\$6,841.10	\$6,612.00	\$6,612.00	\$6,612.00	\$7,054.56	\$6,746.33
Transport Utility	\$0.00	\$0.00	\$0.00	\$2,510.52	\$2,590.11	\$1,020.13
Stormwater	\$10,031.92	\$11,236.47	\$12,238.82	\$13,326.28	\$15,550.16	\$12,476.73
Totals	\$285,786.71	\$356,024.85	\$401,355.28	\$437,683.94	\$394,643.37	\$375,098.83
Wunderground	776CDD/7692HDD	865CDD/7465HDD	809CDD/7865HDD	823CDD/7481HDD	792.9CDD/6556.4HDD	

	2019-20	2020-21	2021-22	2022-23	2023-24	5 Yr. Average
Snowplowing-Lincoln	\$18,059.00	\$10,159.50	\$13,400.00	\$26,485.00	\$14,011.25	\$16,422.95
Snowplowing-SWCH	\$3,870.50	\$2,128.50	\$2,797.50	\$6,423.75	\$2,517.50	\$3,547.55
Totals	\$21,929.50	\$12,288.00	\$16,197.50	\$32,908.75	\$16,528.75	\$19,970.50

Cost per Square Foot (U 362967 Sq. Ft.)

	2019-20	2020-21	2021-22	2022-23	2023-24	5 Yr. Average
	\$0.79	\$0.98	\$1.11	\$1.03	\$0.93	\$0.97

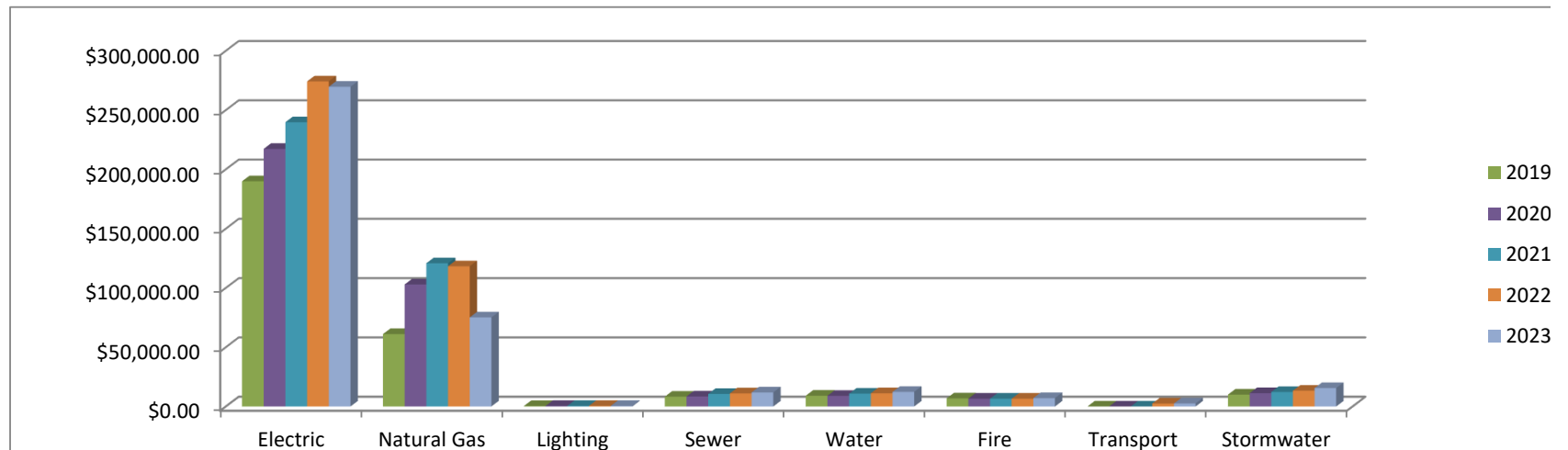
of Students

	2019-20	2020-21	2020-21	2022-23	2023-24	5 Yr. Average
	1,363	1,362	1,262	1,286	1,281	

	2019-20	2020-21	2020-21	2022-23	2023-24	5 Yr. Average
Cost per Students	\$209.67	\$261.40	\$318.03	\$340.35	\$308.07	\$287.50

Note: Building has events and swimming pool running 24/7/365

March 2018: Pool closer



5 Year Building Cost Summary Mead Elementary

Covid-19 Year

Expenses	2019-20	2020-21	2021-22	2022-23	2023-24	5 Yr. Average
Electric	\$24,568.25	\$29,813.02	\$30,262.65	\$31,825.27	\$32,446.40	\$29,783.12
Natural Gas	\$12,164.39	\$17,926.18	\$23,338.71	\$25,197.34	\$13,828.98	\$18,491.12
Lighting	\$1,487.82	\$1,689.00	\$1,758.54	\$1,792.86	\$1,649.63	\$1,675.57
Sewer	\$2,785.56	\$3,358.32	\$3,610.72	\$3,093.19	\$3,045.91	\$3,178.74
Water	\$2,472.25	\$2,968.40	\$3,216.92	\$2,580.88	\$2,823.02	\$2,812.29
Fire Suppression	\$1,776.46	\$1,704.00	\$1,704.00	\$1,704.00	\$1,840.32	\$1,745.76
Transportation Utility	\$0.00	\$0.00	\$0.00	\$161.10	\$997.26	\$231.67
Stormwater	\$2,419.45	\$2,709.93	\$2,951.71	\$3,012.92	\$3,127.35	\$2,844.27
Totals	\$47,674.18	\$60,168.85	\$66,843.25	\$69,367.56	\$59,758.87	\$60,762.54
Wunderground	776CDD/7692HDD	865CDD/7465HDD	809CDD/7865HDD	823CDD/7481HDD	792.9CDD/6556.4HDD	

	2019-20	2020-21	2021-22	2022-23	2023-24	5 Yr. Average
Snowplowing	\$5,531.50	\$3,317.50	\$3,911.50	\$6,653.75	\$3,917.50	\$4,666.35

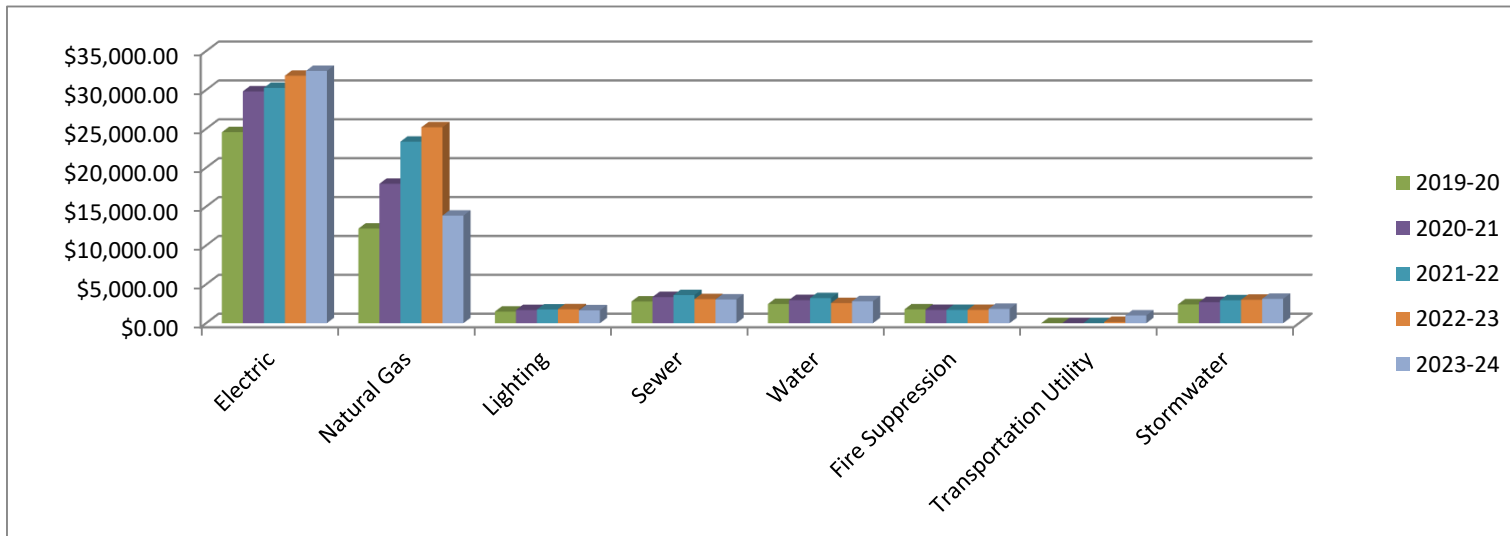
Cost per Square Foot (Utilities Only)

	2019-20	2020-21	2021-22	2022-23	2023-24	5 Yr. Average
	\$0.71	\$0.90	\$1.00	\$0.87	\$0.75	\$0.84

of Students

	2019-20	2020-21	2021-22	2022-23	2023-24	5 Yr. Average
	345	311	295	289	278	

	2019-20	2020-21	2021-22	2022-23	2023-24	5 Yr. Average
Cost per Students	\$138.19	\$193.47	\$226.59	\$240.03	\$214.96	\$202.65



3 Year Building Cost Summary Pitsch Elementary

May/June

Expenses	2019-20	2020-21	2021-22	2022-23	2023-24	4 Yr. Average
Electric	\$686.47	\$8,197.10	\$11,290.02	\$12,923.80	\$14,423.23	\$9,504.12
Natural Gas	\$0.00	\$8,072.46	\$12,699.99	\$13,011.85	\$7,142.54	\$8,185.37
Lighting	\$0.00	\$868.92	\$876.48	\$838.50	\$851.16	\$687.01
Sewer	\$91.59	\$755.88	\$1,227.48	\$1,242.86	\$1,246.63	\$912.89
Water	\$63.59	\$532.56	\$947.76	\$947.99	\$1,042.78	\$706.94
Fire Suppression	\$236.67	\$1,704.00	\$1,704.00	\$1,704.00	\$1,840.32	\$1,437.80
Transportation Utility	\$0.00	\$0.00	\$0.00	\$184.56	\$190.37	\$74.99
Stormwater	\$126.77	\$998.89	\$1,088.02	\$1,122.40	\$1,189.42	\$905.10
Totals	\$1,205.09	\$21,129.81	\$29,833.75	\$31,975.96	\$27,926.45	\$22,414.21

776CDD/7692HDD	865CDD/7465HDD	809CDD/7865HDD	823CDD/7481HDD	792.9CDD/6556.4HDD	4 Yr. Average
2019-20	2020-21	2021-22	2022-23	2023-24	4 Yr. Average

Snowplowing	\$0.00	\$3,480.00	\$4,145.00	\$5,417.50	\$3,002.50	\$3,209.00
-------------	--------	------------	------------	------------	------------	------------

Cost per Square Foot (Utilities Only)

2019-20	2020-21	2021-22	2022-23	2023-24	4 Yr. Average
\$0.04	\$0.75	\$1.06	\$1.13	\$0.99	\$0.80

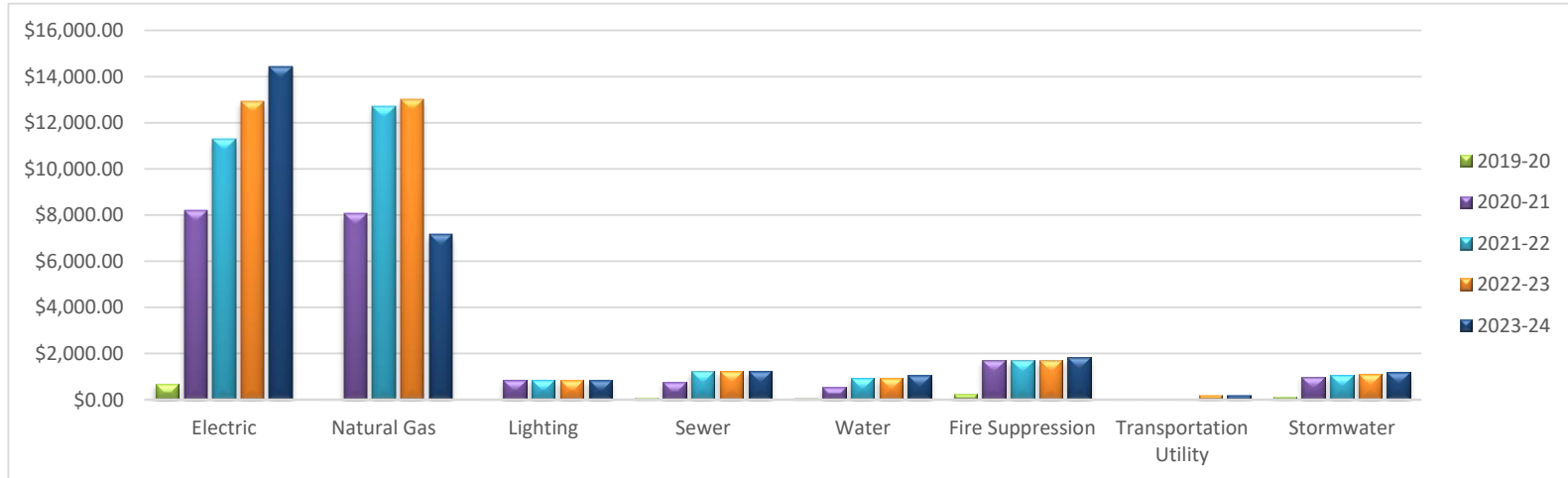
of Students

24 116 288 291

2019-20	2020-21	2021-22	2022-23	2023-24	4 Yr. Average
---------	---------	---------	---------	---------	---------------

Cost per Students	\$880.41	\$257.19	\$111.03	\$95.97	\$336.15
--------------------------	----------	----------	----------	---------	----------

Took over May 15th, 2020, after boys and girls club moved to YMCA



5 Year Building Cost Summary River Cities High School

Covid-19 Year

Expenses	2019-20	2020-21	2021-22	2022-23	2023-24	5 Yr. Average
Electric	\$8,097.86	\$9,273.66	\$9,335.81	\$9,759.92	\$9,733.10	\$9,240.07
Natural Gas	\$7,846.55	\$10,057.66	\$13,248.43	\$14,512.85	\$8,887.70	\$10,910.64
Lighting	\$1,239.85	\$1,407.50	\$1,465.45	\$1,494.05	\$1,083.20	\$1,338.01
Sewer	\$0.00	\$0.00	\$0.00	\$0.00	\$0.00	\$0.00
Water	\$0.00	\$0.00	\$0.00	\$0.00	\$0.00	\$0.00
Fire Suppression	\$0.00	\$0.00	\$0.00	\$0.00	\$0.00	\$0.00
Stormwater	\$0.00	\$0.00	\$0.00	\$0.00	\$0.00	\$0.00
Totals	\$17,184.26	\$20,738.82	\$24,049.69	\$25,766.82	\$19,704.00	\$21,488.72
Wunderground	776CDD/7692HDD	865CDD/7465HDD	809CDD/7865HDD	823CDD/7481HDD	792.9CDD/6556.4HDD	

	2019-20	2020-21	2021-22	2022-23	2023-24	5 Yr. Average
Snowplowing	\$2,131.25	\$1,280.00	\$2,008.50	\$2,507.50	\$1,593.75	\$1,904.20

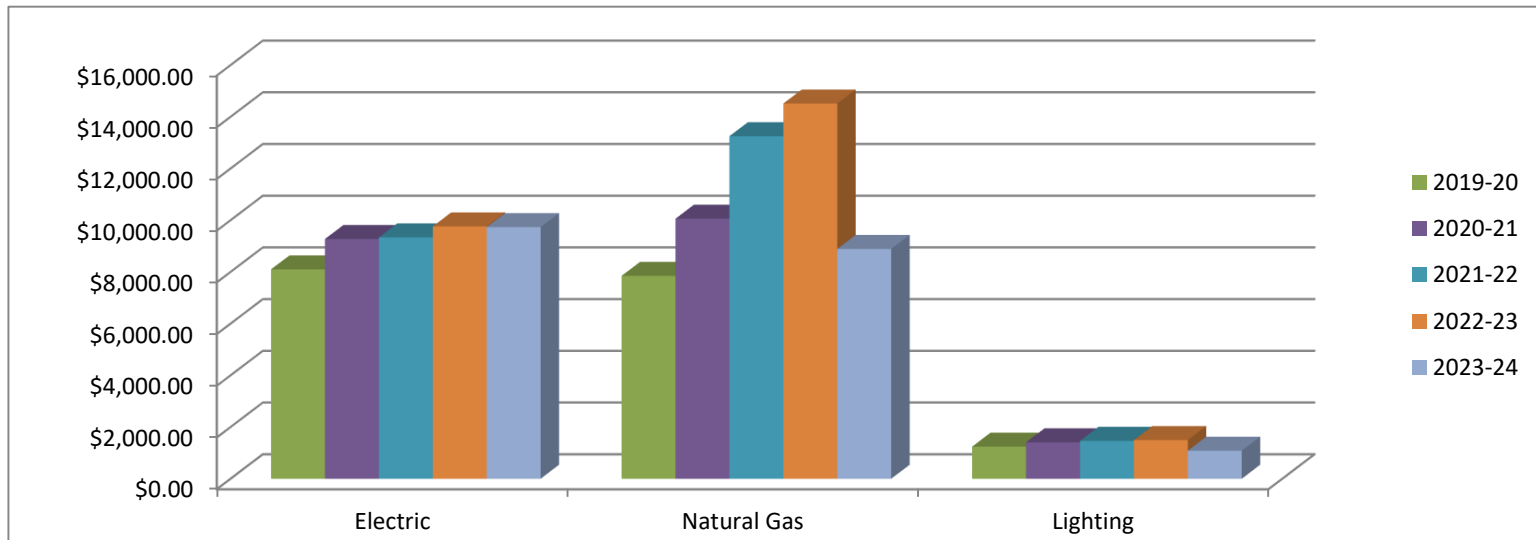
Cost per Square Foot (Utilities Only)

120

94

88

	2019-20	2020-21	2021-22	2022-23	2023-24	5 Yr. Average
	\$0.58	\$0.70	\$0.81	\$0.84	\$0.65	\$0.72



5 Year Building Cost Summary THINK Academy

Covid-19 Year

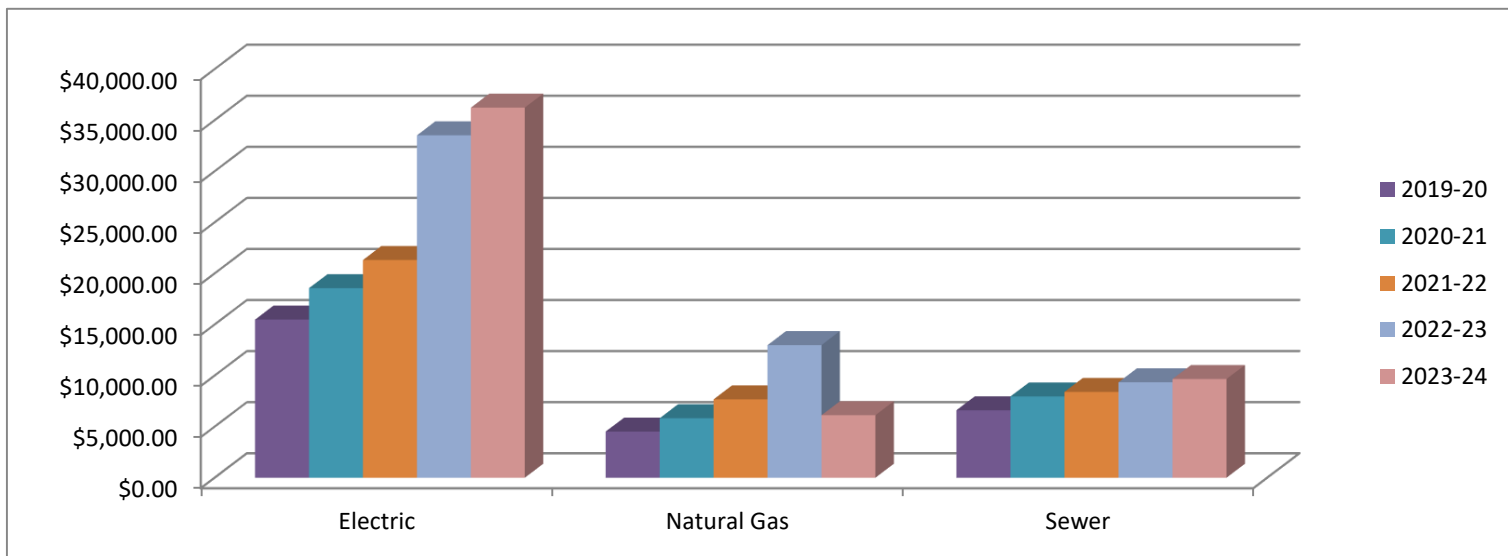
Expenses	2019-20	2020-21	2021-22	2022-23	2023-24	5 Yr. Average
Electric	\$15,477.18	\$18,556.37	\$21,314.63	\$33,515.96	\$36,225.06	\$25,017.84
Natural Gas	\$4,517.85	\$5,822.96	\$7,668.17	\$12,981.88	\$6,119.84	\$7,422.14
					\$0.00	\$0.00
Sewer	\$6,600.00	\$7,950.00	\$8,400.00	\$9,345.00	\$9,660.00	\$8,391.00
					\$0.00	\$0.00
					\$0.00	\$0.00
					\$0.00	\$0.00
Totals	\$26,595.03	\$32,329.33	\$37,382.80	\$55,842.84	\$52,004.90	\$40,830.98
Wunderground	776CDD/7692HDD	865CDD/7465HDD	809CDD/7865HDD	823CDD/7481HDD	792.9CDD/6556.4HDD	

	2019-20	2020-21	2021-22	2022-23	2023-24	5 Yr. Average
Snowplowing	\$4,895.00	\$2,695.00	\$5,907.50	\$6,443.75	\$2,020.00	\$4,392.25

Cost per Square Foot (Utilities Only)

	2019-20	2020-21	2021-22	2022-23	2023-24	5 Yr. Average
	\$0.83	\$1.01	\$1.16	\$1.29	\$1.20	\$1.10

# of Students	180	176	183	180	185	
	2019-20	2020-21	2021-22	2022-23	2023-24	5 Yr. Average
Cost per Students	\$147.75	\$183.69	\$204.28	\$310.24	\$281.11	\$225.41



5 Year Building Cost Summary Vesper Elementary

Covid-19 Year

Expenses	2018-19	2019-20	2020-21	2021-22	2022-23	5 Yr. Average
Electric	\$3,961.92	\$6,389.06	\$7,486.01	\$9,384.82	\$9,135.43	\$7,271.45
Natural Gas	\$6,650.65	\$7,436.65	\$8,285.47	\$12,639.12	\$13,105.04	\$9,623.39
Lighting	\$816.16	\$779.06	\$799.46	\$831.78	\$864.60	\$818.21
Sewer	\$1,542.32	\$1,421.03	\$3,687.03	\$927.96	\$1,252.58	\$1,766.18
Water	\$854.53	\$765.18	\$1,317.14	\$667.63	\$638.85	\$848.67
Fire Suppression	\$0.00	\$0.00	\$0.00	\$0.00	\$0.00	\$0.00
Stormwater	\$0.00	\$0.00	\$0.00	\$0.00	\$0.00	\$0.00
Totals	\$13,825.58	\$16,790.98	\$21,575.11	\$24,451.31	\$24,996.50	\$20,327.90
Wunderground	441CDD/7950HDD	776CDD/7692HDD	865CDD/7465HDD	809CDD/7865HDD	823CDD/7481HDD	

	2018-19	2019-20	2020-21	2021-22	2022-23	5 Yr. Average
Snowplowing	\$3,190.00	\$1,470.00	\$630.00	\$0.00	\$0.00	\$1,058.00

Cost per Square Foot (Utilities Only)

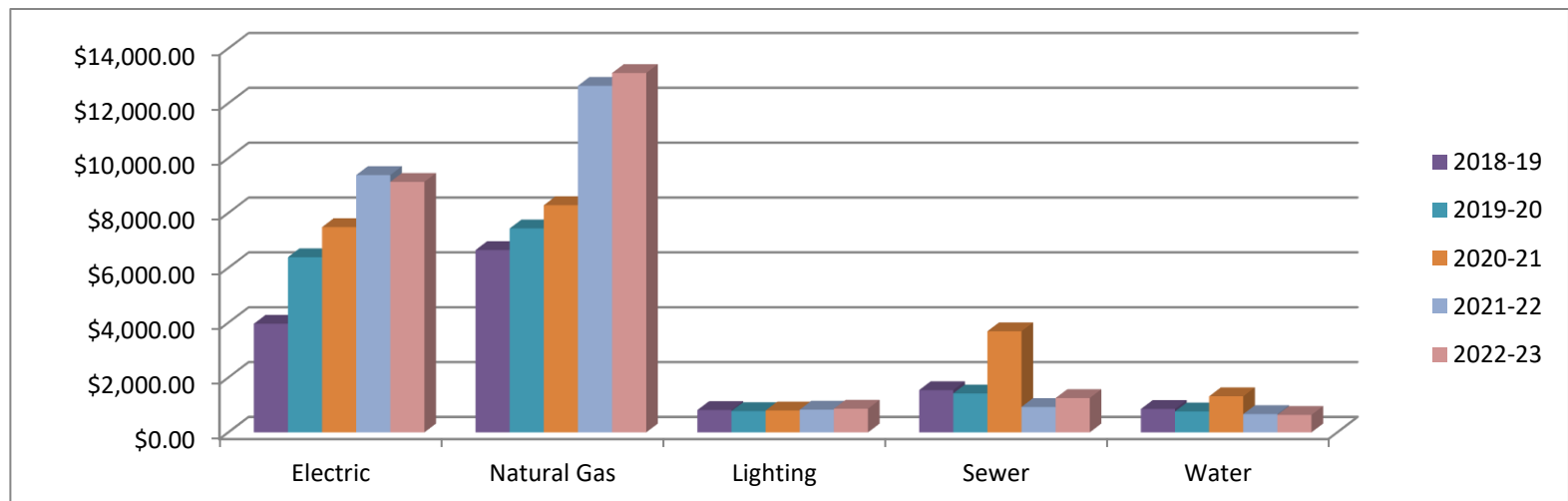
	2018-19	2019-20	2020-21	2021-22	2022-23	5 Yr. Average
	\$0.55	\$0.67	\$0.86	\$0.98	\$1.00	\$0.81

of Students

	Closed	Closed	Closed	Closed	Closed
	2018-19	2019-20	2020-21	2021-22	2022-23

Cost per Students

School closed June 2018



5 Year Building Cost Summary Washington Elementary

Covid-19 Year

Expenses	2019-20	2020-21	2021-22	2022-23	2023-24	5 Yr. Average
Electric	\$21,500.42	\$27,083.69	\$30,738.47	\$30,101.67	\$29,861.23	\$27,857.10
Natural Gas	\$10,275.10	\$14,837.02	\$21,675.69	\$23,659.81	\$13,767.65	\$16,843.05
Lighting	\$2,395.86	\$2,736.71	\$2,921.89	\$2,941.83	\$2,796.86	\$2,758.63
Sewer	\$2,136.30	\$2,392.83	\$2,606.29	\$2,643.90	\$2,719.62	\$2,499.79
Water	\$3,717.49	\$2,335.22	\$2,435.56	\$2,439.02	\$2,962.10	\$2,777.88
Fire Suppression	\$1,776.46	\$1,704.00	\$1,704.00	\$1,704.00	\$1,840.32	\$1,745.76
Transport Utility	\$0.00	\$0.00	\$0.00	\$872.28	\$899.93	\$354.44
Stormwater	\$4,135.56	\$2,683.50	\$2,852.88	\$2,932.25	\$3,204.67	\$3,161.77
Totals	\$45,937.19	\$53,772.97	\$64,934.78	\$67,294.76	\$58,052.38	\$57,998.42
Wunderground	776CDD/7692HDD	865CDD/7465HDD	809CDD/7865HDD	823CDD/7481HDD	792.9CDD/6556.4HDD	

	2019-20	2020-21	2021-22	2022-23	2023-24	5 Yr. Average
Snowplowing	\$3,712.50	\$2,146.25	\$3,405.00	\$4,514.00	\$2,082.50	\$3,172.05

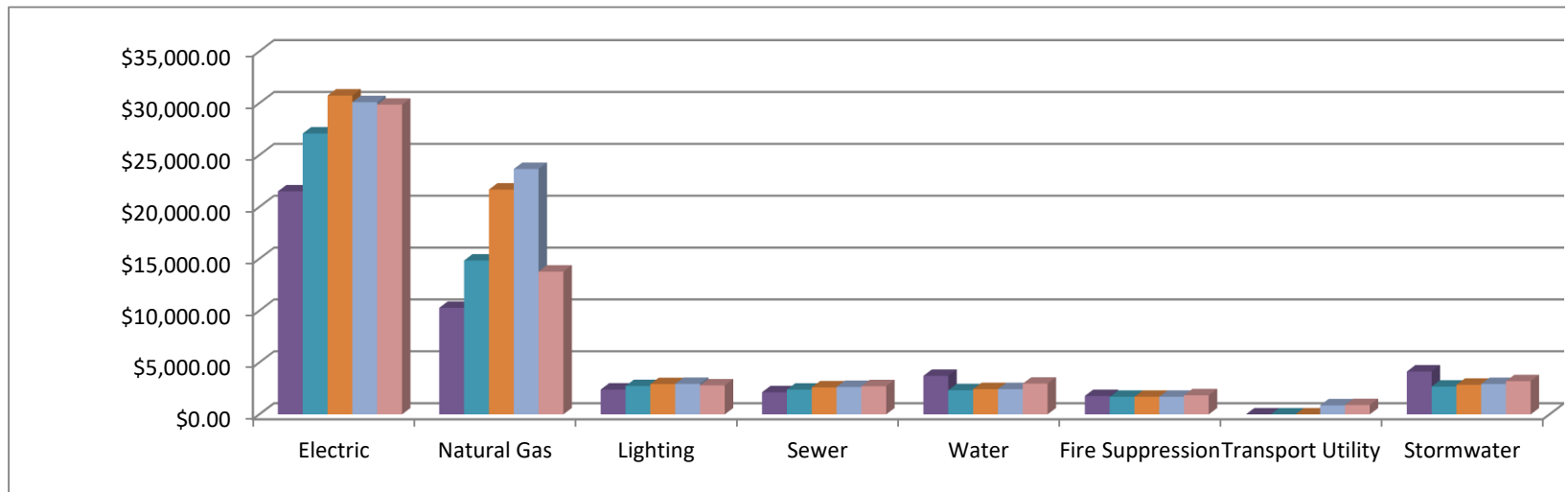
Cost per Square Foot (Utilities Only)

	2019-20	2020-21	2021-22	2022-23	2023-24	5 Yr. Average
	\$0.79	\$0.92	\$1.12	\$1.20	\$1.04	\$1.01

of Students

	2019-20	2020-21	2021-22	2022-23	2023-24	5 Yr. Average
	331	297	304	300	298	

Cost per Students	2019-20	2020-21	2021-22	2022-23	2023-24	5 Yr. Average
	\$138.78	\$181.05	\$213.60	\$224.32	\$194.81	\$190.51



5 Year Building Cost Summary Woodside Elementary

Covid-19 Year

Expenses	2019-20	2020-21	2021-22	2022-23	2023-24	5 Yr. Average
Electric	\$25,799.58	\$33,603.42	\$37,306.43	\$40,308.92	\$36,508.23	\$34,705.32
Natural Gas	\$10,890.75	\$14,148.04	\$19,360.54	\$24,045.53	\$14,422.67	\$16,573.51
Lighting	\$1,293.42	\$1,491.90	\$1,560.54	\$1,594.86	\$1,527.30	\$1,493.60
Sewer	\$2,389.56	\$2,927.22	\$3,079.68	\$3,168.16	\$3,699.85	\$3,052.89
Water	\$2,092.43	\$2,567.04	\$2,643.16	\$2,828.89	\$3,470.04	\$2,720.31
Fire Suppression	\$1,776.46	\$1,562.00	\$1,704.00	\$1,704.00	\$1,843.32	\$1,717.96
Transportation Utility	\$0.00	\$0.00	\$0.00	\$1,016.40	\$1,048.60	\$413.00
Stormwater	\$2,338.31	\$2,619.05	\$2,852.71	\$2,921.22	\$3,051.17	\$2,756.49
Totals	\$46,580.51	\$58,918.67	\$68,507.06	\$77,587.98	\$65,571.18	\$63,433.08
Wunderground	776CDD/7692HDD	865CDD/7465HDD	809CDD/7865HDD	823CDD/7481HDD	792.9CDD/6556.4HDD	

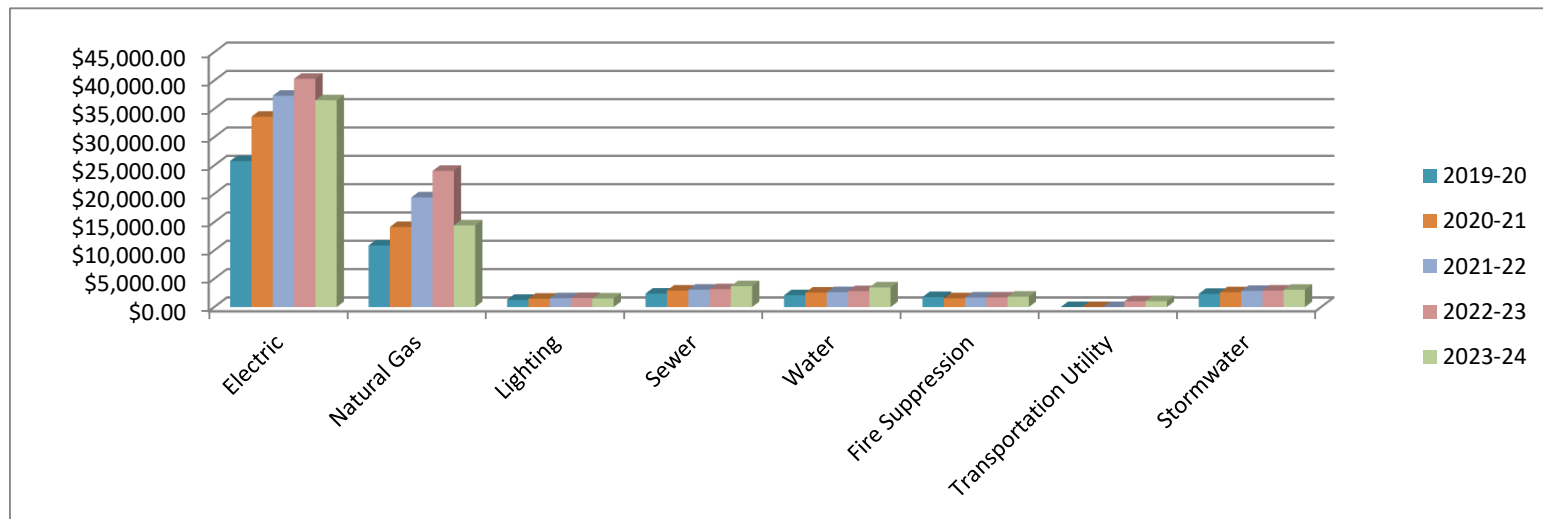
Expenses	2019-20	2020-21	2021-22	2022-23	2023-24	5 Yr. Average
Snowplowing	\$5,039.00	\$3,712.00	\$3,595.00	\$7,417.50	\$3,980.00	\$10,767.73

Cost per Square Foot (Utilities Only)

Year	2019-20	2020-21	2021-22	2022-23	2023-24	5 Yr. Average
Cost per Square Foot	\$0.75	\$0.95	\$1.10	\$1.29	\$1.09	\$1.04

of Students **354** **339** **357** **330** **310**

Year	2019-20	2020-21	2021-22	2022-23	2023-24	5 Yr. Average
Cost per Students	\$131.58	\$173.80	\$191.90	\$235.12	\$211.52	\$188.78



5 Year Building Cost Summary

WRAMS

New Addition 2018	Covid-19 Year					5 Yr. Average
Expenses	2019-20	2020-21	2021-22	2022-23	2023-24	5 Yr. Average
Electric	\$82,070.35	\$89,060.34	\$98,667.11	\$105,301.80	\$102,688.16	\$95,557.55
Natural Gas	\$25,556.86	\$38,288.50	\$46,028.49	\$41,181.89	\$21,134.37	\$34,438.02
Lighting	\$2,267.62	\$2,529.04	\$2,518.83	\$2,730.26	\$2,773.20	\$2,563.79
Sewer	\$9,380.40	\$6,644.22	\$7,626.66	\$8,594.34	\$8,522.87	\$8,153.70
Water	\$8,341.02	\$5,637.10	\$6,405.22	\$7,290.98	\$7,809.32	\$7,096.73
Fire Suppression	\$3,347.72	\$3,216.00	\$3,216.00	\$3,216.00	\$3,473.28	\$3,293.80
Stormwater	\$5,659.53	\$6,339.12	\$6,904.65	\$7,154.48	\$7,194.89	\$6,650.53
Transport Utility	\$0.00	\$0.00	\$0.00	\$1,602.04	\$1,803.05	\$681.02
Irrigation	\$54.51	\$0.00	\$0.00	\$0.00	\$23,276.23	\$4,666.15
Totals	\$136,678.01	\$151,714.32	\$171,366.96	\$177,071.79	\$178,675.37	\$163,101.29
Wunderground	776CDD/7692HDD	865CDD/7465HDD	809CDD/7865HDD	823CDD/7481HDD	792.9CDD/6556.4HDD	
	2019-20	2020-21	2021-22	2022-23	2023-24	5 Yr. Average
Snowplowing	\$4,951.75	\$3,937.60	\$5,157.75	\$7,464.50	\$4,992.00	\$5,300.72
Cost per Square Foot (U)	New Addition					5 Yr. Average
	2019-20	2020-21	2021-22	2022-23	2023-24	5 Yr. Average
	\$0.80	\$0.89	\$1.01	\$1.07	\$1.08	\$0.97
# of Students	1,063	858	930	907	882	5 Yr. Average
	2019-20	2020-21	2021-22	2022-23	2023-24	5 Yr. Average
Cost per Students	\$128.58	\$176.82	\$184.27	\$195.23	\$202.58	\$177.49

